



Vicki Taylor
COMPOSITION & RHETORIC I (ENGL1301 52231S)

BC Survey - Results 2023 Fall (16-Week - 231S), COMPOSITION & RHETORIC I

Dear Instructor,

Below are the 2023 Fall (16-Week - 231S) survey results for "COMPOSITION & RHETORIC I (ENGL1301 52231S)".

The overall indicator is listed first.

The second part of the analysis lists the average values of all individual questions.

Comments are listed at the report's end.

If you have any further questions, please reach out to a member of PIER.

Best regards,

Robert Wood
Assistant Research Analyst
Brazosport College
500 College Drive
Lake Jackson, TX 77566
(979)-230-3189
robert.wood@brazosport.edu

Vicki Taylor
2023 Fall (16-Week - 231S)
COMPOSITION & RHETORIC I (ENGL1301 52231S)
No. of responses = 1

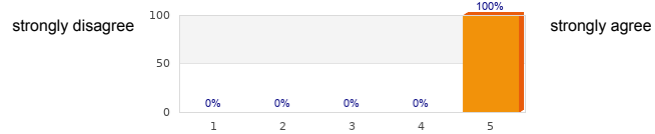


Survey Results

3. Level of Agreeance:

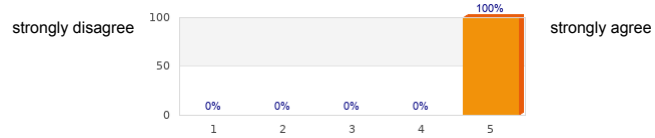
3.1) Instructions for course activities and assignments were clear.	strongly disagree	<p>Bar chart showing 100% agreement at level 4. The x-axis represents levels 1 to 5, and the y-axis represents percentage from 0 to 100. Level 4 is the only bar with a value of 100%.</p>	strongly agree	n=1 av.=4 md=4 dev.=0
3.2) The workload in this course was well distributed throughout the term.	strongly disagree	<p>Bar chart showing 100% agreement at level 5. The x-axis represents levels 1 to 5, and the y-axis represents percentage from 0 to 100. Level 5 is the only bar with a value of 100%.</p>	strongly agree	n=1 av.=5 md=5 dev.=0
3.3) The course was delivered as outlined in the syllabus.	strongly disagree	<p>Bar chart showing 100% agreement at level 4. The x-axis represents levels 1 to 5, and the y-axis represents percentage from 0 to 100. Level 4 is the only bar with a value of 100%.</p>	strongly agree	n=1 av.=4 md=4 dev.=0
3.4) Assessments/exams were based on material covered in assignments, readings, lectures, videos, group activities, etc.	strongly disagree	<p>Bar chart showing 100% agreement at level 4. The x-axis represents levels 1 to 5, and the y-axis represents percentage from 0 to 100. Level 4 is the only bar with a value of 100%.</p>	strongly agree	n=1 av.=4 md=4 dev.=0
3.5) The instructor made learning relevant to my field of study, career, or degree.	strongly disagree	<p>Bar chart showing 100% agreement at level 5. The x-axis represents levels 1 to 5, and the y-axis represents percentage from 0 to 100. Level 5 is the only bar with a value of 100%.</p>	strongly agree	n=1 av.=5 md=5 dev.=0
3.6) The instructor used a variety of instructional methods (examples: group discussions, student presentations, student activities, lab activities, online discussions, video assignments, case studies, etc.)	strongly disagree	<p>Bar chart showing 100% agreement at level 5. The x-axis represents levels 1 to 5, and the y-axis represents percentage from 0 to 100. Level 5 is the only bar with a value of 100%.</p>	strongly agree	n=1 av.=5 md=5 dev.=0
3.7) The instructor provided timely feedback on my assignments.	strongly disagree	<p>Bar chart showing 100% agreement at level 4. The x-axis represents levels 1 to 5, and the y-axis represents percentage from 0 to 100. Level 4 is the only bar with a value of 100%.</p>	strongly agree	n=1 av.=4 md=4 dev.=0
3.8) The instructor exhibited professional behavior, treated students respectfully, and used appropriate language during class.	strongly disagree	<p>Bar chart showing 100% agreement at level 5. The x-axis represents levels 1 to 5, and the y-axis represents percentage from 0 to 100. Level 5 is the only bar with a value of 100%.</p>	strongly agree	n=1 av.=5 md=5 dev.=0

3.9) The instructor provided grades within the stated timeframe.



n=1
av.=5
md=5
dev.=0

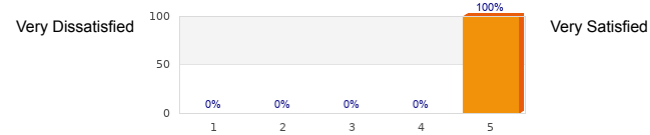
3.10) The instructor was accessible to answer questions and explain material outside of class according to office hours.



n=1
av.=5
md=5
dev.=0

4. Overall Satisfaction With This Course:

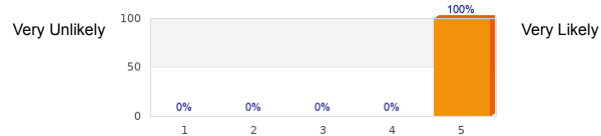
4.1) Please rate your overall satisfaction with the learning experience in this course.



n=1
av.=5
md=5
dev.=0

5. Course Recommendation:

5.1) How likely are you to recommend this course with this instructor to a friend?



n=1
av.=5
md=5
dev.=0

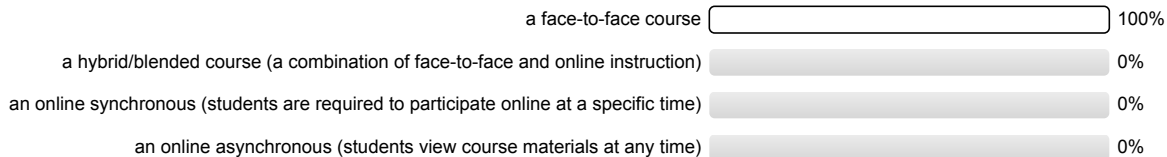
7. Student Demographics:

7.1) How many credits have you completed toward your degree or certificate?




n=1

7.2) This course is instructed as:




n=1

7.3) This term I am currently enrolled in:




n=1

7.4) My current major is:



7.5) I am currently a high school student taking college courses.



Comments Report

6. Open Response:

^{6.1)} What are the strengths of this course?

- Professor Taylor is willing to work with you on what is not being understood.